

Company Information Report

Contact Details

Home Country:	Postal Address:	Postal Address:	City:	Area code:	Head Office Telephone:	Email:	Website:	Company Registration Date::	Latest Annual Report:	Recording Currency:
South Africa								2021/01/28	2021/01/28	ZAR

GUF Information

GUF in this sector:	Signed an IFA:	IFA signing Date:
0	No	0

Sector Information

Sector:	Stock Exchange Listings:	Major Competitors:
Banking and Financial Services		0

Five Major Shareholders

	5,345%	afsds
	4,534%	sfgs
	52,345%	gsd
	345%	dsg
	345%	sgdg

Company Performance Report

Company Performance in US Dollars - USD

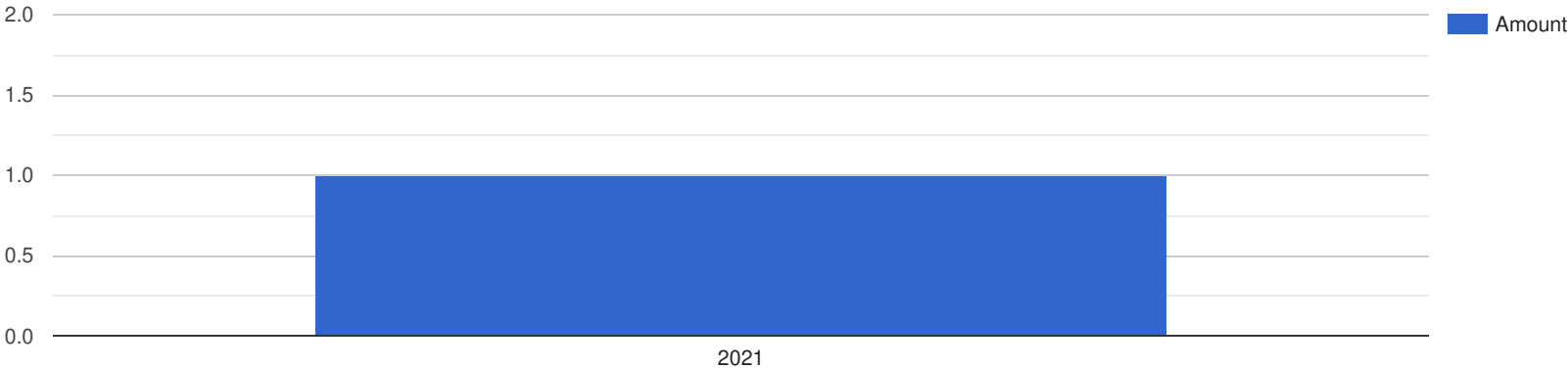
Year End:	Revenue:	Profit Before Tax:	Assets:	Liabilities:
2021	1	1	1	1

Company Performance in South African Rand - ZAR

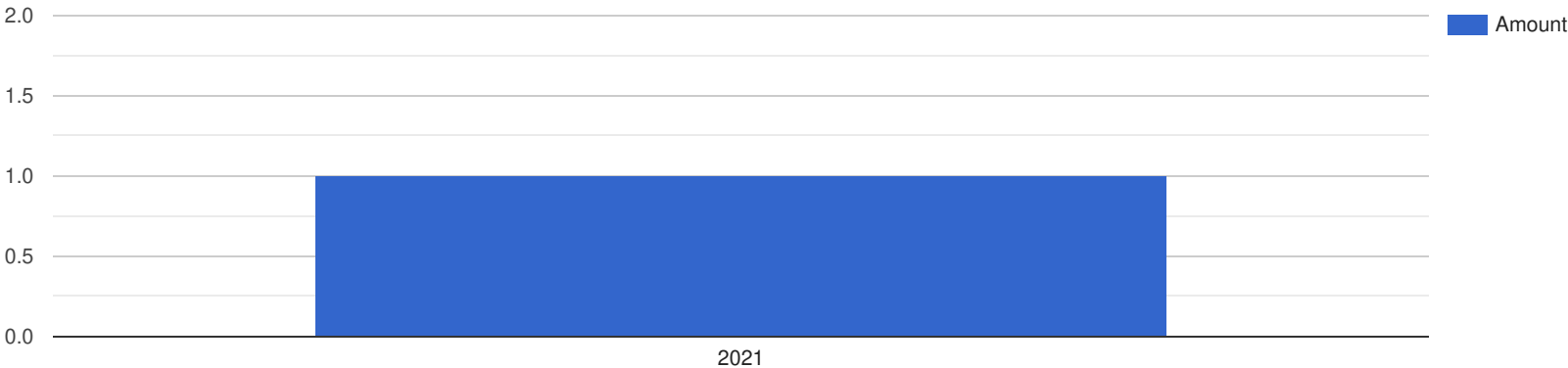
Year End:	Revenue:	Profit Before Tax:	Assets:	Liabilities:
2021	1	1	1	1

Company Performance Changes Report

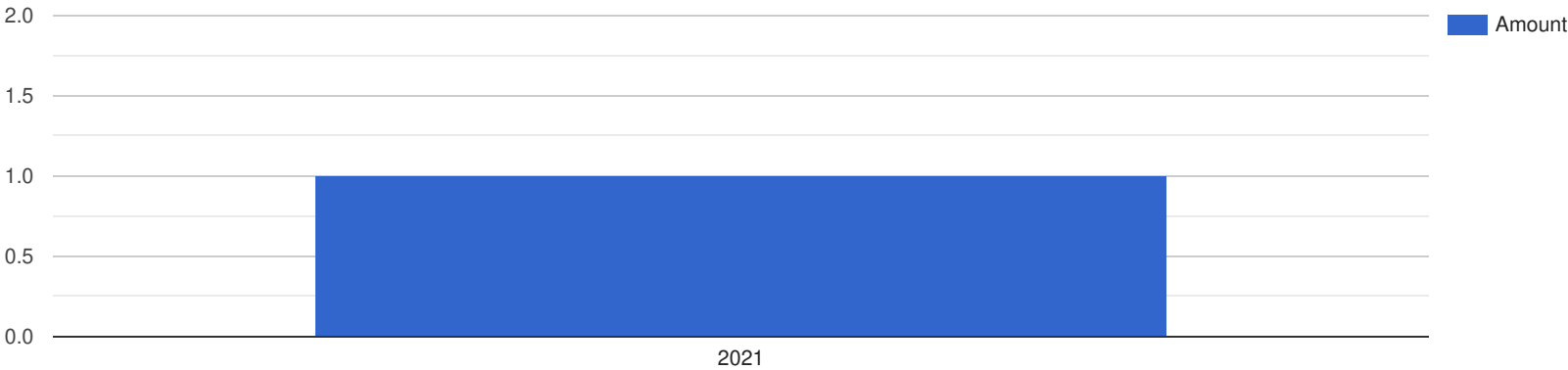
Company Revenue - ZAR



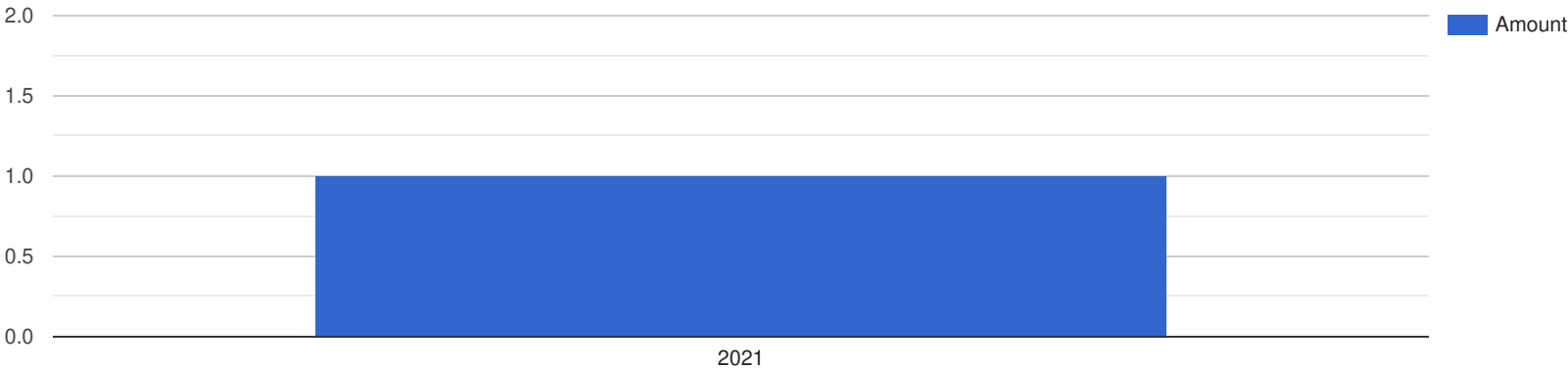
Company Revenue - USD



Company Profit Before Tax - ZAR



Company Profit Before Tax - USD



Company Directors Report

CEO Biography - USD:

Year End:	Director Surname:	Director Name:	Director Gender:	Full Year on Board?:	Full year in position?:
-----------	-------------------	----------------	------------------	----------------------	-------------------------

No data available in table

CEO Remuneration - USD:

Financial Year:	Salary:	Benefits:	Cash Bonus:	Other:	Total Annual:	LTI Payment:	Total Including LTI:
-----------------	---------	-----------	-------------	--------	---------------	--------------	----------------------

No data available in table

Executive Director Remuneration - USD:

Financial Year:	No. of EDs:	Total Salary:	Cash Bonus:	Other:	Total Annual:
-----------------	-------------	---------------	-------------	--------	---------------

No data available in table

Non-Executive Director Remuneration - USD:

Financial Year:	No. of NEDs:	Total Fees:	Average Fees
No data available in table			

CEO Remuneration - ZAR:

Financial Year:	Salary:	Benefits:	Cash Bonus:	Other:	Total Annual:	LTI Payment:	Total Including LTI:
No data available in table							

Executive Director Remuneration - ZAR:

Financial Year:	No. of EDs:	Total Salary:	Total Annual Remuneration	Average Salary	Average Remuneration
No data available in table					

Company Directors Fee Changes

CEO Salary - ZAR

[No data available in chart]

CEO Salary - USD

[No data available in chart]

CEO Remuneration - ZAR

[No data available in chart]

CEO Remuneration - USD

[No data available in chart]

Average Executive Director Salary

[No data available in chart]

Average Non-Executive Director

[No data available in chart]

Company Employees Report

Total Employee Count:

Year End:	No. Employees:	No. Contractors	Total Workforce
2021	0	0	0

Countries of Operation:

Country of Operation:	Is This the Home Country?	Is There a Recognition Agreement?	Country notes
No data available in table			

Total Employee Count:

Country:	Year End:	No. Operations	No. Employees:	No. Contractors:	Total Workforce:	Union(s):	Degree of Unionisation:	Min Wage (Local) Per Month:	Min Wage USD (Per Annum):	Min Wage USD (Per Annum):
----------	-----------	----------------	----------------	------------------	------------------	-----------	-------------------------	-----------------------------	---------------------------	---------------------------

No data available in table