

Company Information Report

Contact Details

Home Country:	Postal Address:	Postal Address:	City:	Area code:	Head Office Telephone:	Email:	Website:	Company Registration Date::	Latest Annual Report:	Recording Currency:
France	255, quai de la Bataille de Stalingrad,	92866 Issy-les-Moulineaux Cedex 9	0	0	+33 (0) 1 57 75 80 54	financial.communication.group@sodexo.com	http://www.sodexo.com	0	2013/08/13	euro

GUF Information


GUF in this sector:	Signed an IFA:	IFA signing Date:
IUF	Yes	2011/12/12

Sector Information

Sector:	Stock Exchange Listings:	Major Competitors:
Financial Services	Euronext (NYX)	0

Five Major Shareholders

38% Bellon SA (Founding Family)
4% First Eagle Investment Management
1% Employees
4% Treasury shares



Company Performance Report

Company Performance in US Dollars - USD

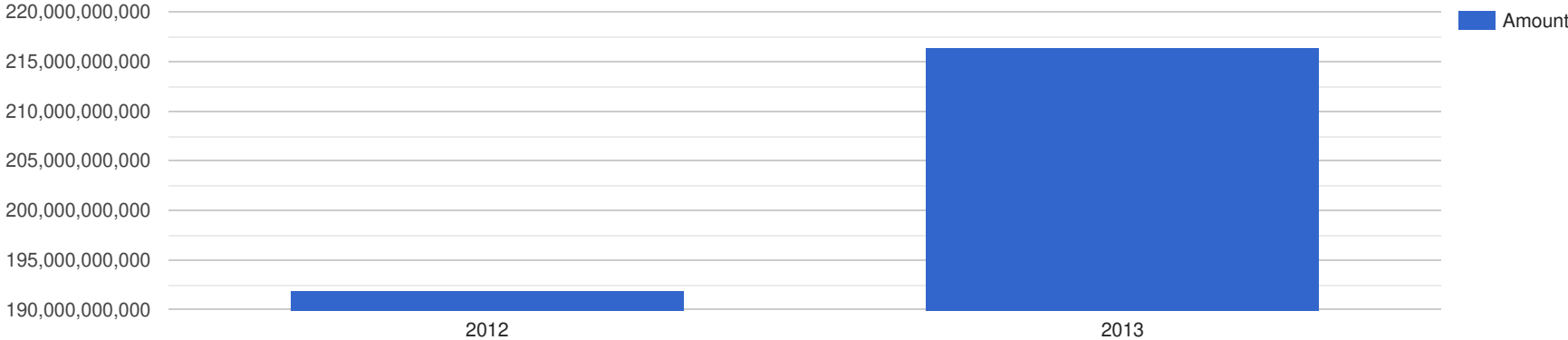
Year End:	Revenue:	Profit Before Tax:	Assets:	Liabilities:
2012	23,994,736,842	110,000,000	16,828,947	12,790,789,474
2013	23,985,658,409	906,127,771	16,438,070,404	12,539,765,319

Company Performance in South African Rand - ZAR

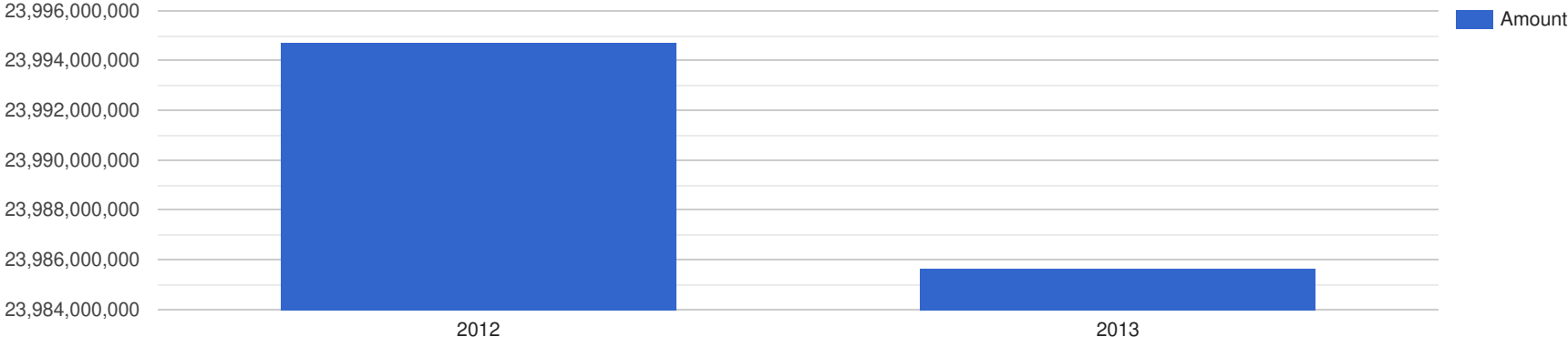
Year End:	Revenue:	Profit Before Tax:	Assets:	Liabilities:
2012	191,957,894,737	880,000,000	134,631,579	102,326,315,789
2013	216,435,294,118	8,176,470,588	148,329,411,765	113,152,941,176

Company Performance Changes Report

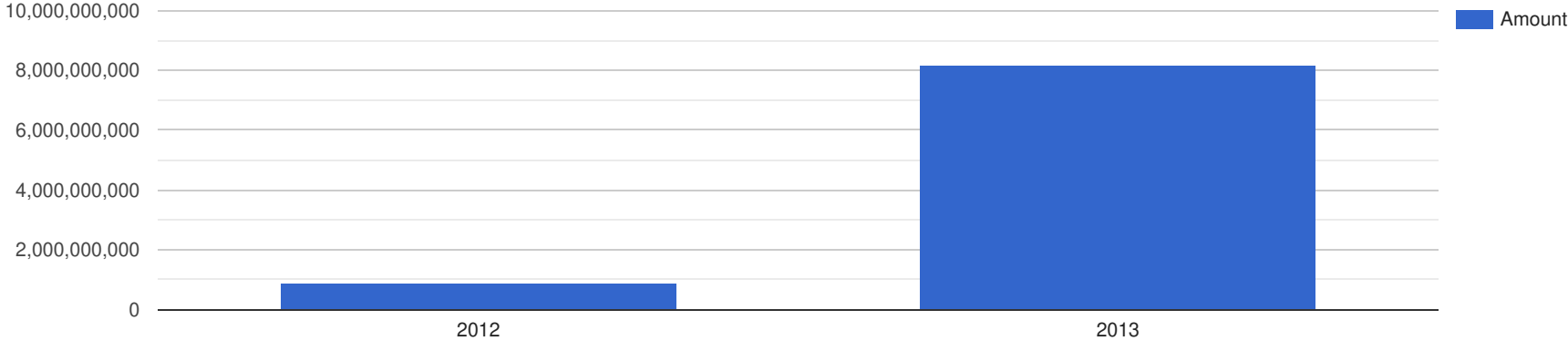
Company Revenue - ZAR



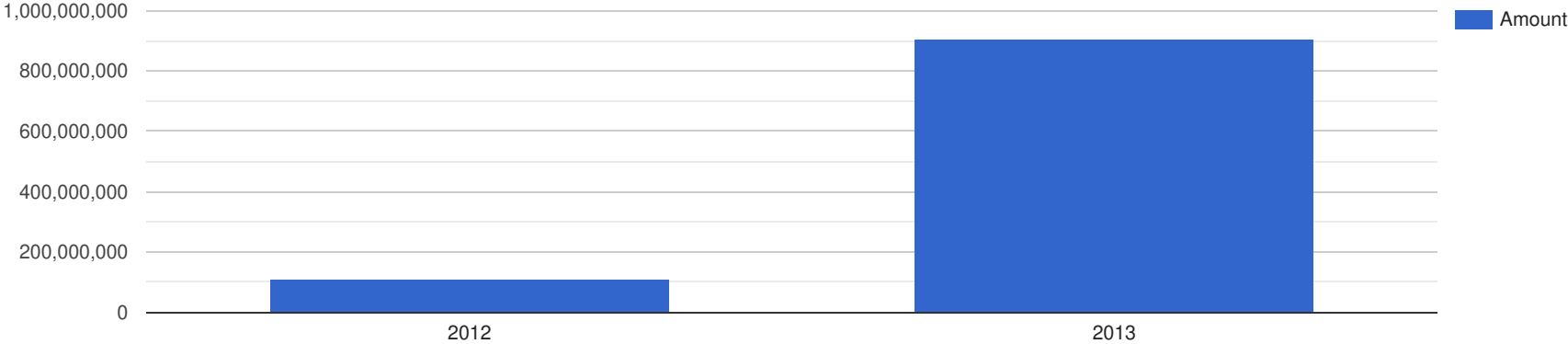
Company Revenue - USD



Company Profit Before Tax - ZAR



Company Profit Before Tax - USD



Company Directors Report

CEO Biography - USD:

Year End:	Director Surname:	Director Name:	Director Gender:	Full Year on Board?:	Full year in position?:
2012	Landel	Michel	Male	Yes	Yes
2013	Landel	Michel	Male	No	No

CEO Remuneration - USD:

Financial Year:	Salary:	Benefits:	Cash Bonus	Other:	Total Annual:	LTI Payment:	Total Including LTI:
2012	1,228,158	3,139	647,286	0	1,878,583	0	1,878,583
2013	1,216,949	3,129	1,339,368	0	2,559,446	0	2,559,446

Executive Director Remuneration - USD:

Financial Year:	No. of EDs:	Total Salary:	Cash Bonus	Other:	Total Annual:
2012	1	1,228,158	1,878,583	1,228,158	1,878,583
2013	1	1,216,949	2,559,446	1,216,949	2,559,446

Non-Executive Director Remuneration - USD:

Financial Year:	No. of NEDs:	Total Fees:	Average Fees
2012	11	621,632	56,512
2013	11	667,415	60,674

CEO Remuneration - ZAR:

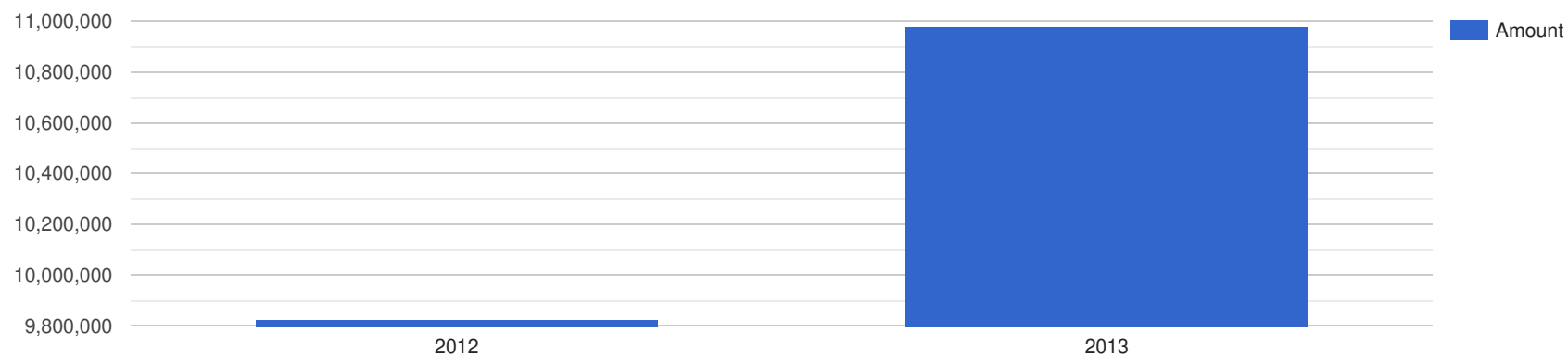
Financial Year:	Salary:	Benefits:	Cash Bonus	Other	Total Annual	LTI Payment	Total Including LTI
2012	9,825,263	25,116	5,178,284	0	15,028,663	0	15,028,663
2013	10,981,176	28,235	12,085,824	0	23,095,235	0	23,095,235

Executive Director Remuneration - ZAR:

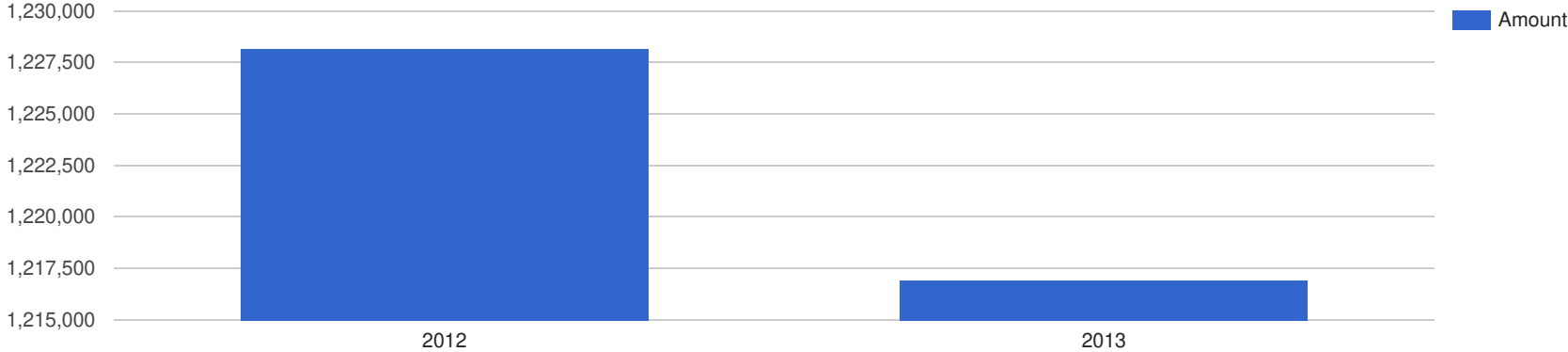
Financial Year:	No. of EDs:	Total Salary:	Total Annual Remuneration	Average Salary	Average Remuneration
2012	1	9,825,263	15,028,663	9,825,263	15,028,663
2013	1	10,981,176	23,095,235	10,981,176	23,095,235

Company Directors Fee Changes

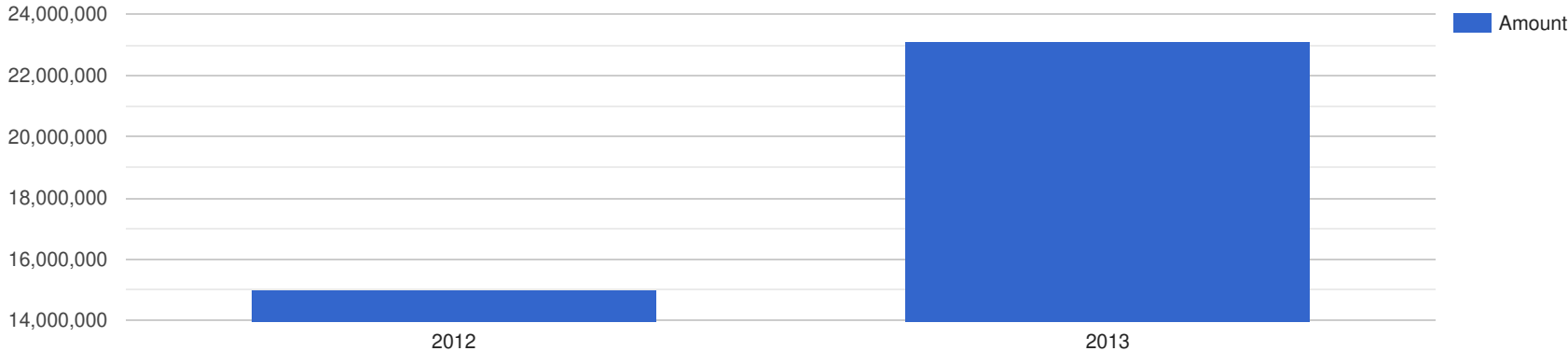
CEO Salary - ZAR



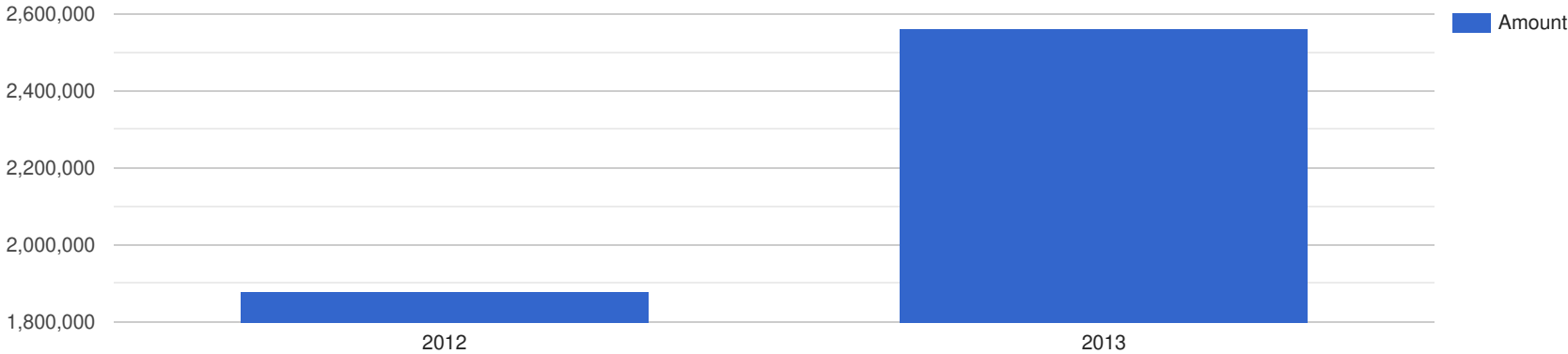
CEO Salary - USD



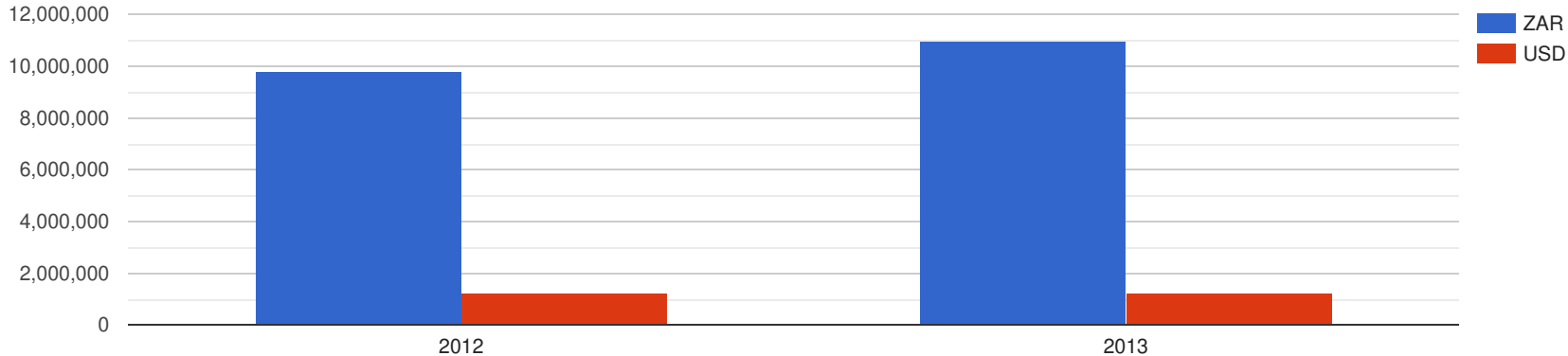
CEO Remuneration - ZAR



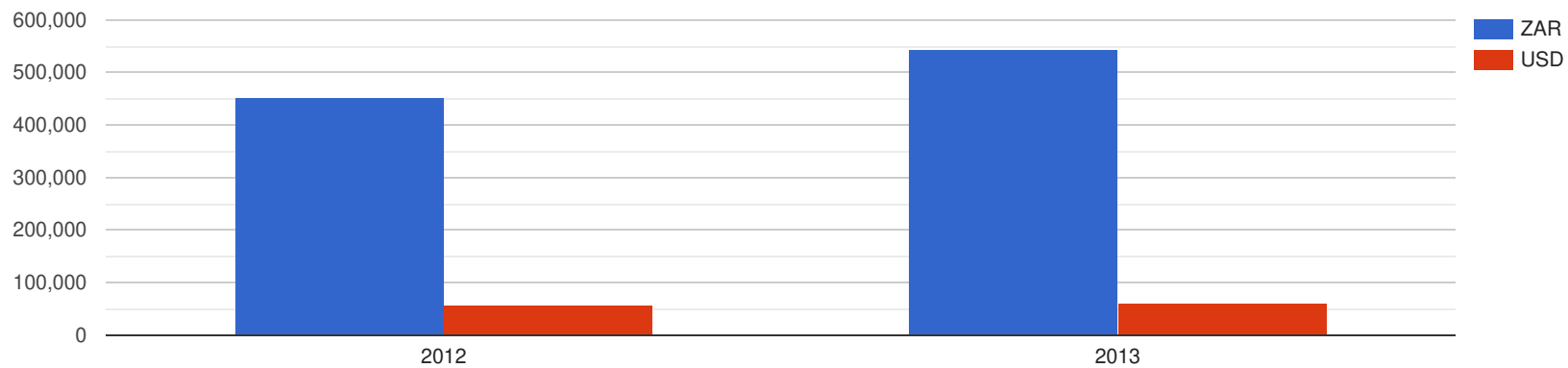
CEO Remuneration - USD



Average Executive Director Salary



Average Non-Executive Director



Company Employees Report

Total Employee Count:

Year End:	No. Employees:	No. Contractors	Total Workforce
2012	0	0	421391
2013	0	0	427921

Countries of Operation:

Country of Operation:	Is This the Home Country?	Is There a Recognition Agreement?	Country notes
Madagascar	No	No	Sodexo Madagascar
Tanzania	No	No	Sodexo Tanzania Ltd.
South Africa	No	No	Sodexo Southern Africa (Pty) Ltd
Namibia	No	No	Sodexo Southern Africa (Pty) Ltd
Angola	No	No	Sodexo Angola Limitada - Luanda Office
Gabon	No	No	Sodexo Gabon - Zone Headquarter
Cameroon	No	No	Sodexo Cameroon- Douala Office
Congo	No	No	Sodexo Congo - Pointe Niore Office
Guinea	No	No	Sodexo Guinea - Conakry Office
Algeria	No	No	Sodexo Algeria - Algiers and Hassi Messaoud office
Morocco	No	No	0

Total Employee Count:

Country:	Year End:	No. Operations	No. Employees:	No. Contractors:	Total Workforce:	Union(s):	Degree of Unionisation:	Min Wage (Local) Per Month:	Min Wage USD (Per Annum):	Min Wage USD (Per Annum):
South Africa	2013	0	0	0	0	0	0	0	0	No
Algeria	2013	0	0	0	0	0	0	0	0	No
Tanzania	2013	0	0	0	0	0	0	0	0	No
Angola	2013	0	0	0	0	0	0	0	0	No
Cameroon	2013	0	0	0	0	0	0	0	0	No
Congo	2013	0	0	0	0	0	0	0	0	No
Gabon	2013	0	0	0	0	0	0	0	0	No
Guinea	2013	0	0	0	0	0	0	0	0	No
Madagascar	2013	0	0	0	0	0	0	0	0	No
Morocco	2013	0	0	0	0	0	0	0	0	No
Namibia	2013	0	0	0	0	0	0	0	0	No