

Company Information Report

Contact Details

Home Country:	Postal Address:	Postal Address:	City:	Area code:	Head Office Telephone:	Email:	Website:	Company Registration Date::	Latest Annual Report:	Recording Currency:
France	61, rue des Belles Feuilles - BP 40	75782	Paris Cedex 16	0033144341111	0	http://www.lafarge.com	0		2012/12/31	euro

GUF Information

GUF in this sector:	Signed an IFA:	IFA signing Date:
BWI, IndustriALL	Yes	2005/09/12

Sector Information

Sector:	Stock Exchange Listings:	Major Competitors:
Industrial	Euronext in Brussels (NYX)	0

Five Major Shareholders

27% Groupe Bruxelles Lambert
20% NNS Holding Sàrl
7% Dodge & Cox
0%
0%

Company Performance Report

Company Performance in US Dollars - USD

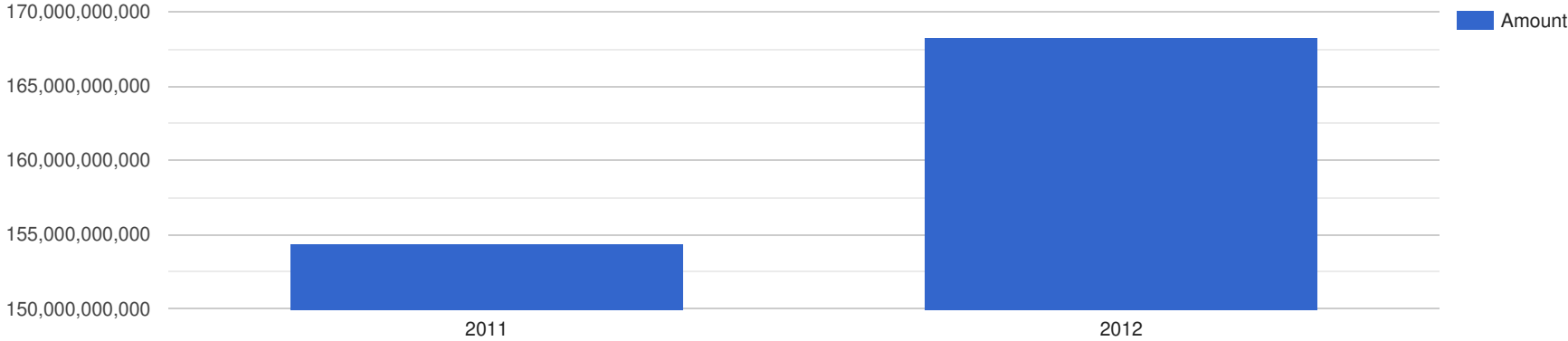
Year End:	Revenue:	Profit Before Tax:	Assets:	Liabilities:
2011	21,286,908,078	941,504,178	56,711,699,164	31,362,116,992
2012	20,329,048,843	1,183,804,627	50,724,935,733	27,910,025,707

Company Performance in South African Rand - ZAR

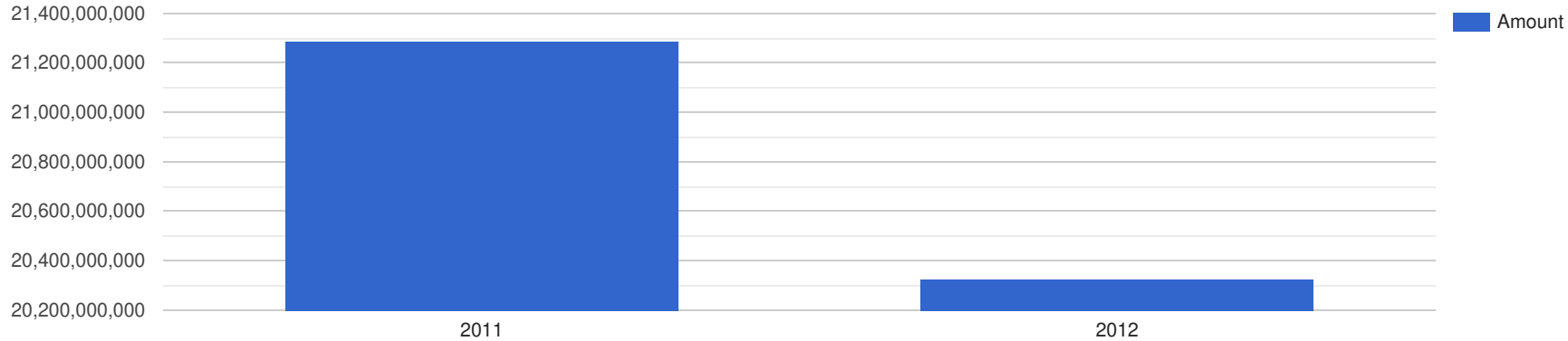
Year End:	Revenue:	Profit Before Tax:	Assets:	Liabilities:
2011	154,383,838,384	6,828,282,828	411,303,030,303	227,454,545,455
2012	168,255,319,149	9,797,872,340	419,829,787,234	231,000,000,000

Company Performance Changes Report

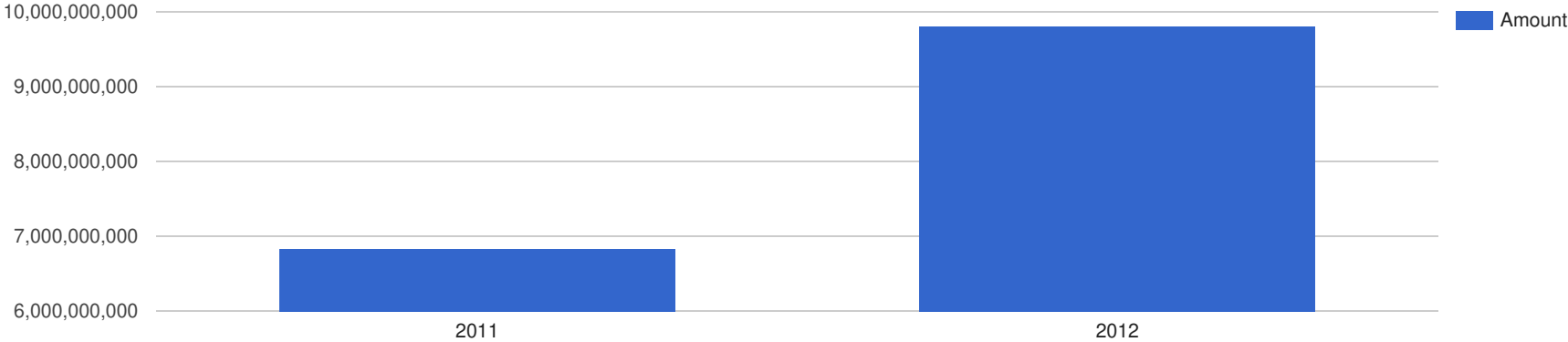
Company Revenue - ZAR



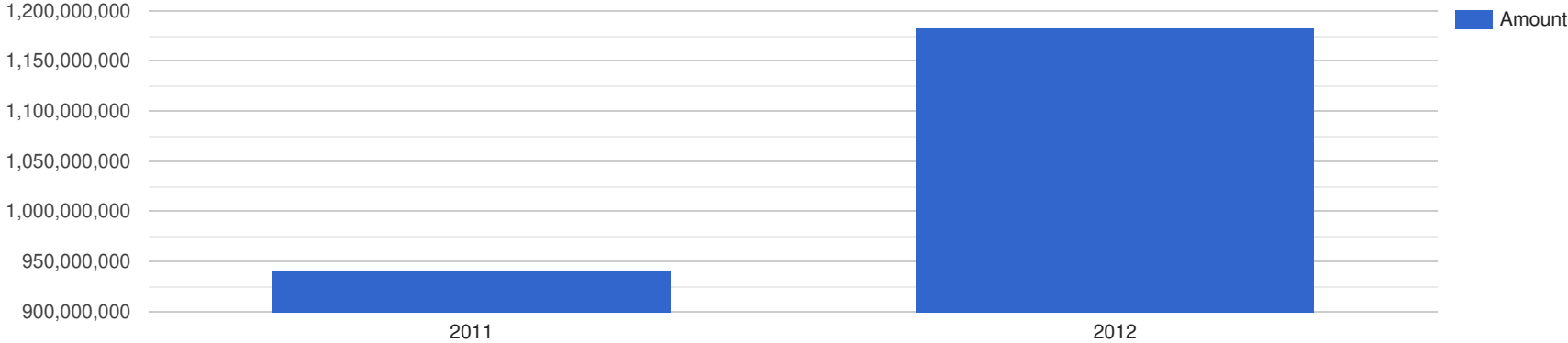
Company Revenue - USD



Company Profit Before Tax - ZAR



Company Profit Before Tax - USD



Company Directors Report

CEO Biography - USD:

Year End:	Director Surname:	Director Name:	Director Gender:	Full Year on Board?:	Full year in position?:
2011	Lafont	Bruno	Male	Yes	Yes
2012	Lafont	Bruno	Male	Yes	Yes

CEO Remuneration - USD:

Financial Year:	Salary:	Benefits:	Cash Bonus	Other:	Total Annual:	LTI Payment:	Total Including LTI:
2011	1,357,939	6,964	902,507	0	2,267,409	0	2,267,409
2012	1,253,213	6,427	2,529,563	0	3,789,203	0	3,789,203

Executive Director Remuneration - USD:

Financial Year:	No. of EDs:	Total Salary:	Cash Bonus	Other:	Total Annual:
2011	1	1,357,939	2,267,409	1,357,939	2,267,409
2012	1	1,253,213	3,789,203	1,253,213	3,789,203

Non-Executive Director Remuneration - USD:

Financial Year:	No. of NEDs:	Total Fees:	Average Fees
2011	15	789,694	52,646
2012	17	830,977	48,881

CEO Remuneration - ZAR:

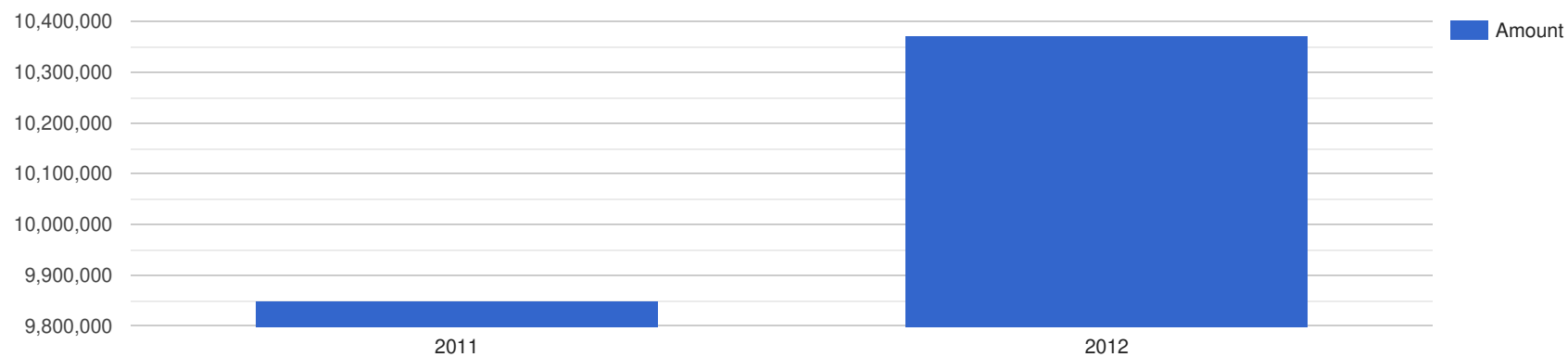
Financial Year:	Salary:	Benefits:	Cash Bonus	Other	Total Annual	LTI Payment	Total Including LTI
2011	9,848,485	50,505	6,545,455	0	16,444,444	0	16,444,444
2012	10,372,340	53,191	20,936,170	0	31,361,702	0	31,361,702

Executive Director Remuneration - ZAR:

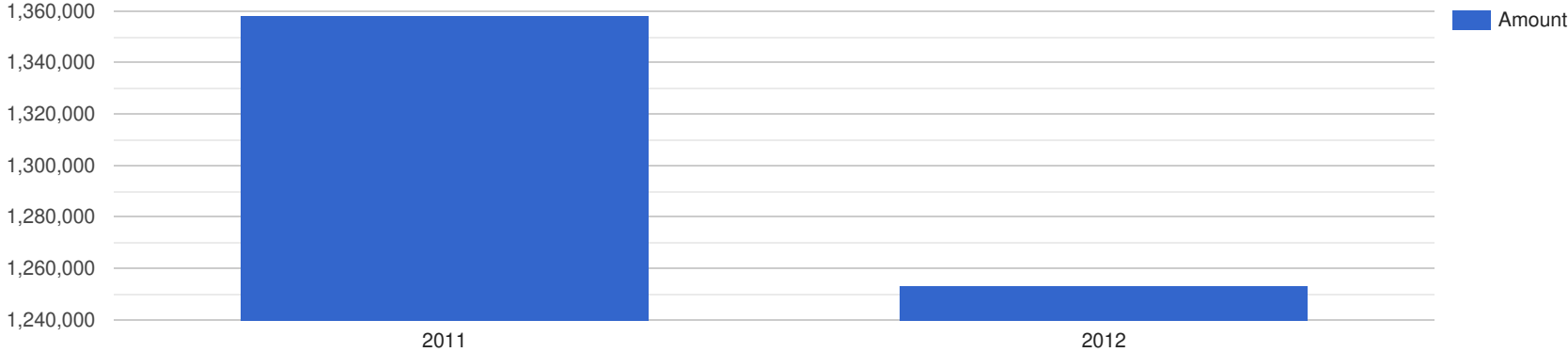
Financial Year:	No. of EDs:	Total Salary:	Total Annual Remuneration	Average Salary	Average Remuneration
2011	1	9,848,485	16,444,444	9,848,485	16,444,444
2012	1	10,372,340	31,361,702	10,372,340	31,361,702

Company Directors Fee Changes

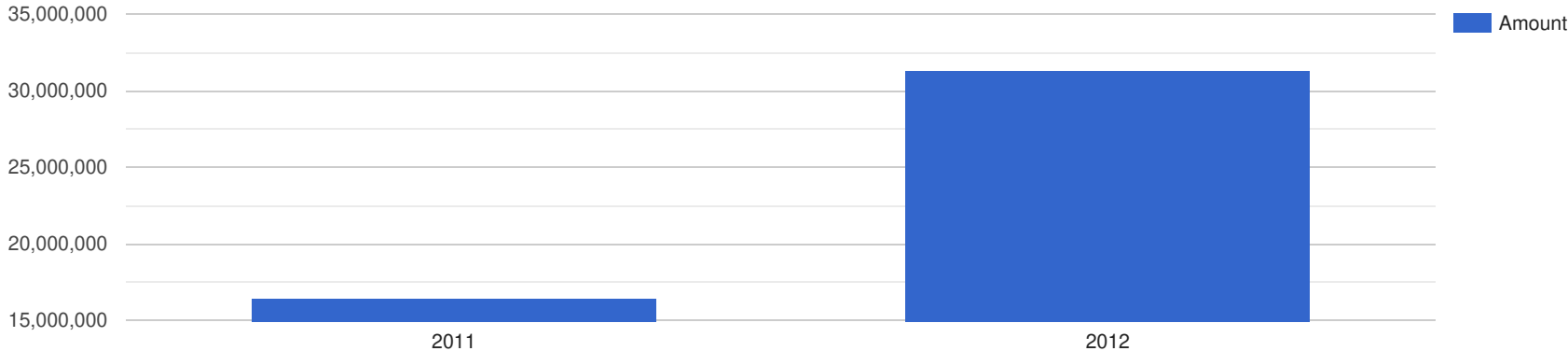
CEO Salary - ZAR



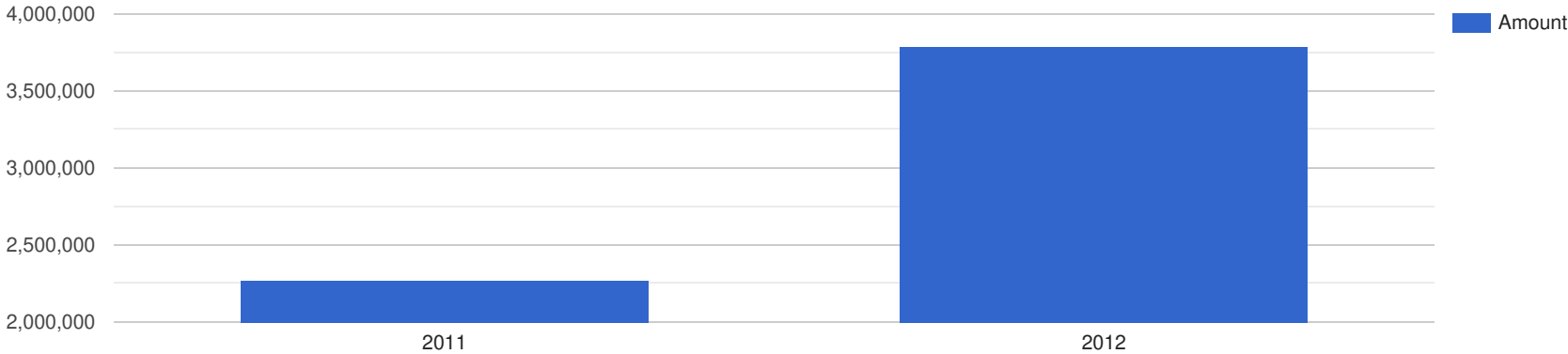
CEO Salary - USD



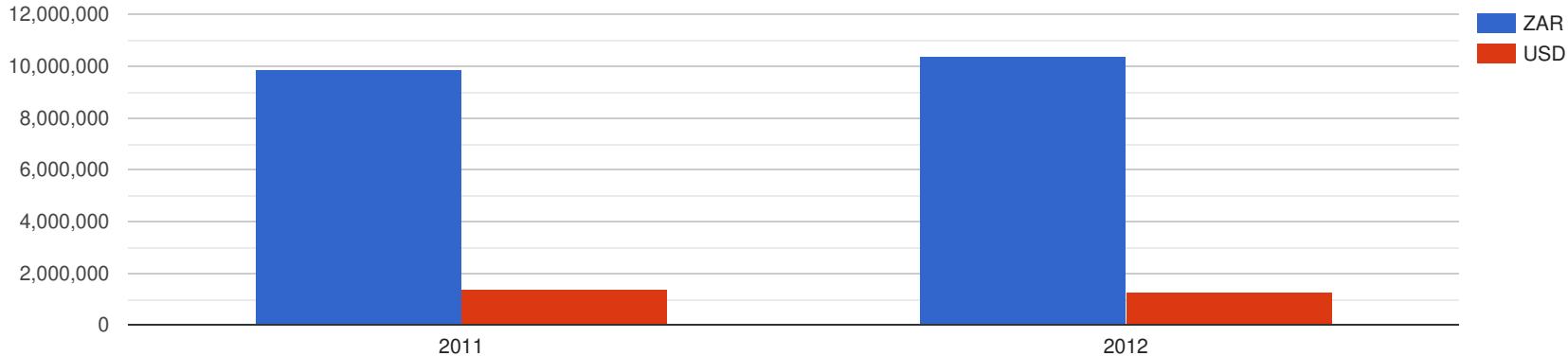
CEO Remuneration - ZAR



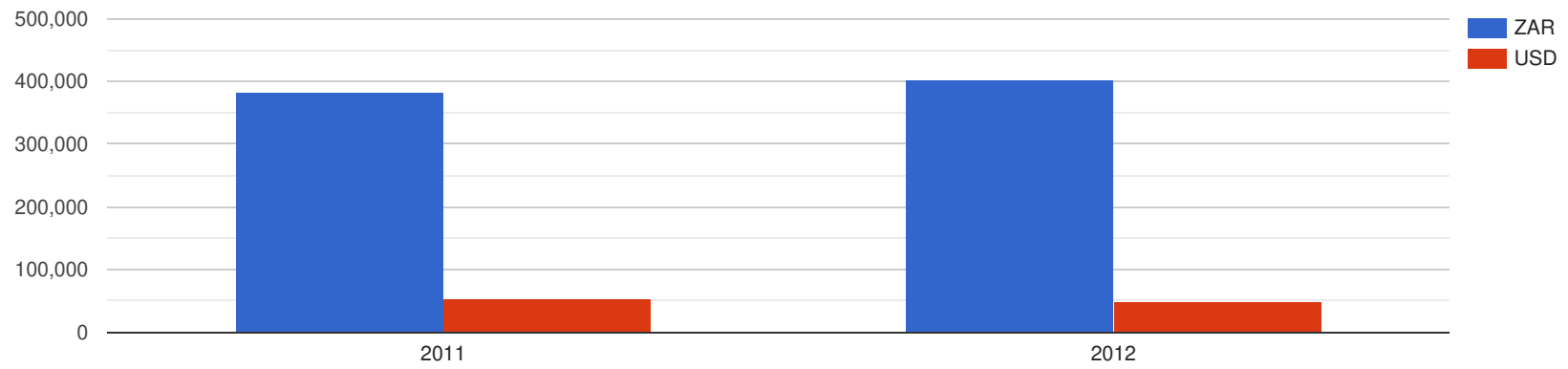
CEO Remuneration - USD



Average Executive Director Salary



Average Non-Executive Director



Company Employees Report

Total Employee Count:

Year End:	No. Employees:	No. Contractors	Total Workforce
2011	0	0	67923
2012	0	0	64337

Countries of Operation:

Country of Operation:	Is This the Home Country?	Is There a Recognition Agreement?	Country notes
France	Yes	No	0
Egypt	No	No	0
Algeria	No	No	0
Morocco	No	No	0
Nigeria	No	No	0
South Africa	No	No	0
Kenya	No	No	0
Cameroon	No	No	0
Zambia	No	No	0
Uganda	No	No	0
Benin	No	No	0
Zimbabwe	No	No	0
Tanzania	No	No	0
Malawi	No	No	0
Mauritius	No	No	0

Total Employee Count:

Country:	Year End:	No. Operations	No. Employees:	No. Contractors:	Total Workforce:	Union(s):	Degree of Unionisation:	Min Wage (Local) Per Month:	Min Wage USD (Per Annum):	Min Wage USD (Per Annum):
South Africa	2012	0	0	0	0	0	0	0	0	No
United Kingdom	2012	0	0	0	0	0	0	0	0	No
Algeria	2012	0	0	0	0	0	0	0	0	No
Benin	2012	0	0	0	0	0	0	0	0	No
Tanzania	2012	0	0	0	0	0	0	0	0	No
Austria	2012	0	0	0	0	0	0	0	0	No
Cameroon	2012	0	0	0	0	0	0	0	0	No
Canada	2012	0	0	0	0	0	0	0	0	No
Egypt	2012	0	0	0	0	0	0	0	0	No
France	2012	0	0	0	0	0	0	0	0	No
Germany	2012	0	0	0	0	0	0	0	0	No
Greece	2012	0	0	0	0	0	0	0	0	No
Guyana	2012	0	0	0	0	0	0	0	0	No
Iraq	2012	0	0	0	0	0	0	0	0	No
Jordan	2012	0	0	0	0	0	0	0	0	No
Kenya	2012	0	0	0	0	0	0	0	0	No
Malawi	2012	0	0	0	0	0	0	0	0	No
Morocco	2012	0	0	0	0	0	0	0	0	No
Nigeria	2012	0	0	0	0	0	0	0	0	No
Poland	2012	0	0	0	0	0	0	0	0	No
Romania	2012	0	0	0	0	0	0	0	0	No
Russia	2012	0	0	0	0	0	0	0	0	No
Spain	2012	0	0	0	0	0	0	0	0	No
Syria	2012	0	0	0	0	0	0	0	0	No
Uganda	2012	0	0	0	0	0	0	0	0	No
United Arab Emirates	2012	0	0	0	0	0	0	0	0	No
Zambia	2012	0	0	0	0	0	0	0	0	No
Zimbabwe	2012	0	0	0	0	0	0	0	0	No
United States of America	2012	0	0	0	0	0	0	0	0	No