

Company Information Report

Contact Details

Home Country:	Postal Address:	Postal Address:	City:	Area code:	Head Office Telephone:	Email:	Website:	Company Registration Date::	Latest Annual Report:	Recording Currency:
France	20-30 avenue de Wagram	75382	Paris Cedex 08	00331 40 42 46 37	0	http://www.edf.com	0		2012/12/31	euro

GUF Information

GUF in this sector:	Signed an IFA:	IFA signing Date:
IndustriALL, PSI	Yes	2009/01/25

Sector Information

Sector:	Stock Exchange Listings:	Major Competitors:
Electricity	Euronext (NYX)	0

Five Major Shareholders

	84% French State
	0%
	0%
	0%
	0%

Company Performance Report

Company Performance in US Dollars - USD

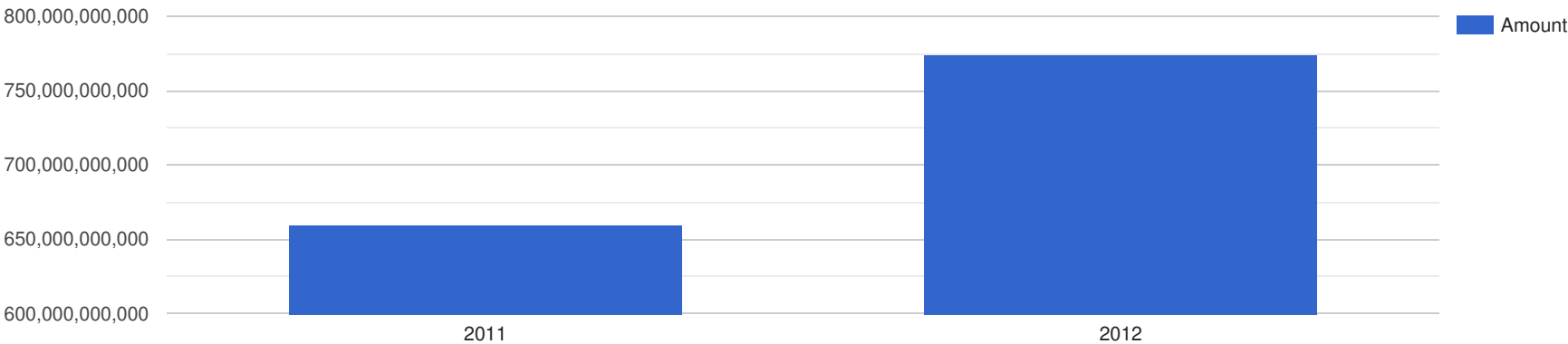
Year End:	Revenue:	Profit Before Tax:	Assets:	Liabilities:
2011	90,956,824,513	6,506,963,788	323,066,852,368	276,997,214,485
2012	93,482,005,141	6,276,349,614	321,488,431,877	281,949,871,465

Company Performance in South African Rand - ZAR

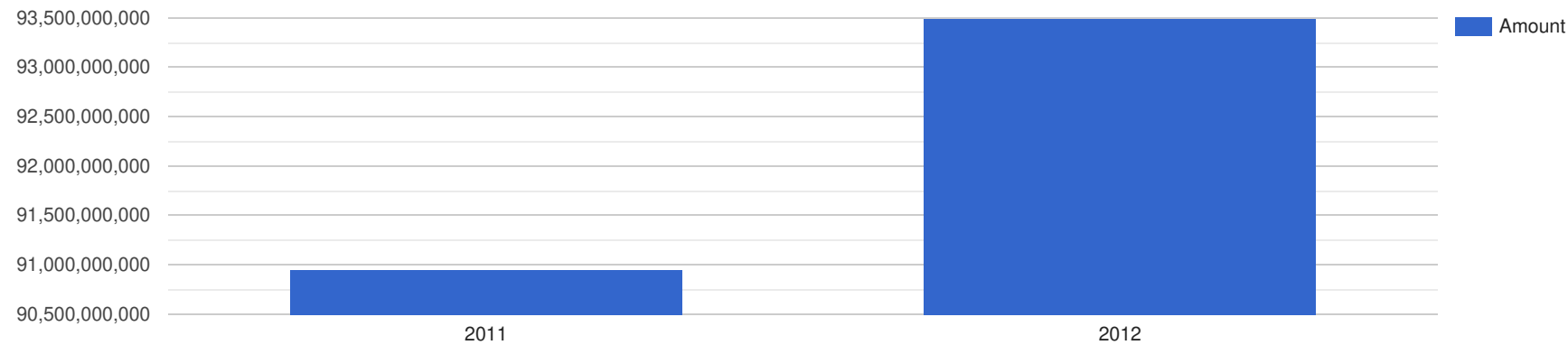
Year End:	Revenue:	Profit Before Tax:	Assets:	Liabilities:
2011	659,666,666,667	47,191,919,192	2,343,050,505,051	2,008,929,292,929
2012	773,712,765,957	51,946,808,511	2,660,829,787,234	2,333,585,106,383

Company Performance Changes Report

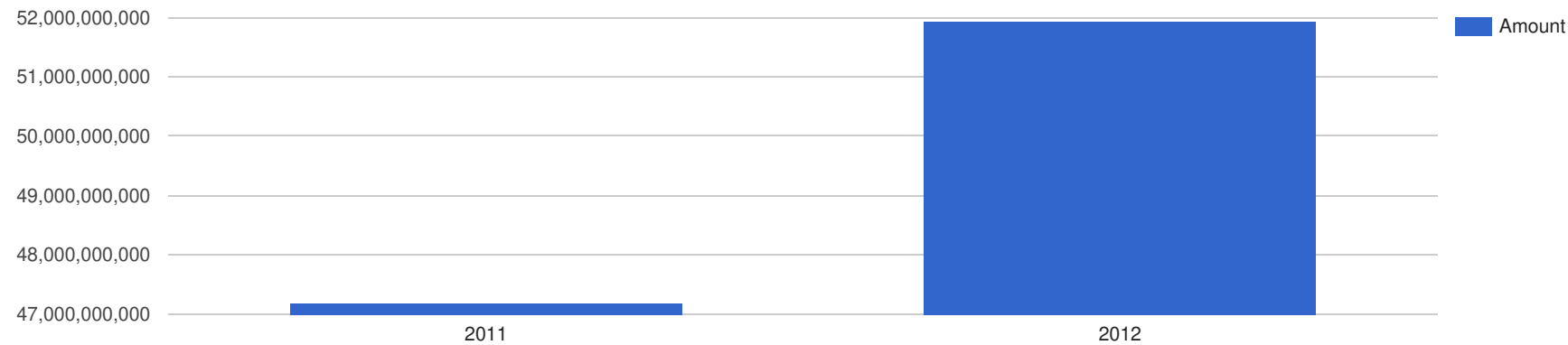
Company Revenue - ZAR



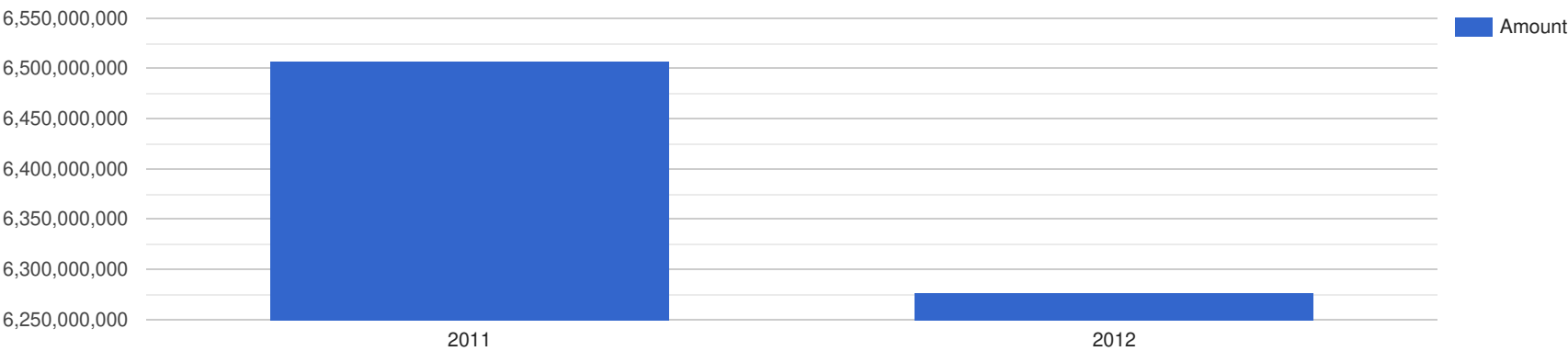
Company Revenue - USD



Company Profit Before Tax - ZAR



Company Profit Before Tax - USD



Company Directors Report

CEO Biography - USD:

Year End:	Director Surname:	Director Name:	Director Gender:	Full Year on Board?:	Full year in position?:
2011	Proglío	Henri	Male	Yes	Yes
2012	Proglío	Henri	Male	Yes	Yes

CEO Remuneration - USD:

Financial Year:	Salary:	Benefits:	Cash Bonus	Other:	Total Annual:	LTI Payment:	Total Including LTI:
2011	1,392,758	6,713	835,655	0	2,235,125	0	2,235,125
2012	1,285,347	6,436	755,784	0	2,047,567	0	2,047,567

Executive Director Remuneration - USD:

Financial Year:	No. of EDs:	Total Salary:	Cash Bonus	Other:	Total Annual:
2011	1	1,392,758	2,235,125	1,392,758	2,235,125
2012	1	1,285,347	2,047,567	1,285,347	2,047,567

Non-Executive Director Remuneration - USD:

Financial Year:	No. of NEDs:	Total Fees:	Average Fees
2011	5	204,735	40,947
2012	5	260,950	52,190

CEO Remuneration - ZAR:

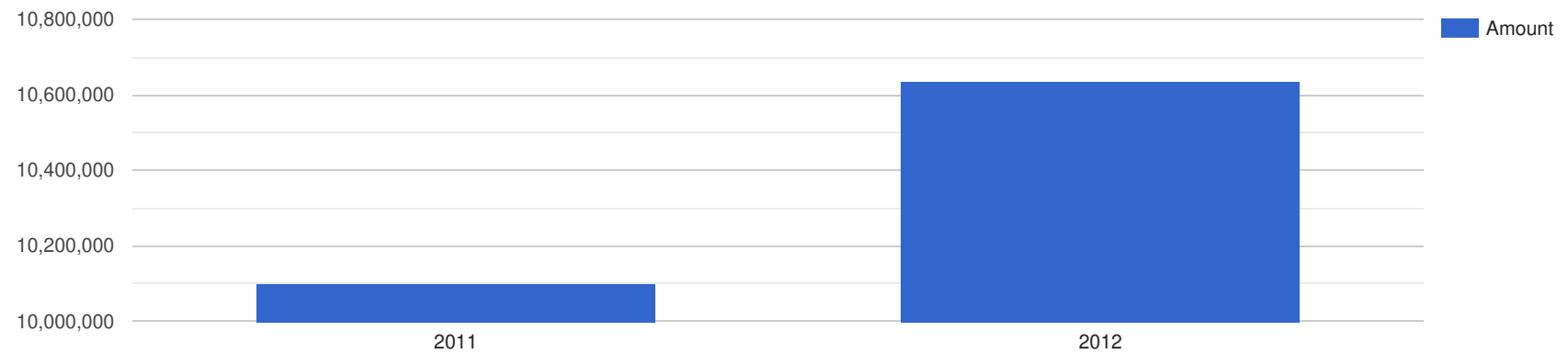
Financial Year:	Salary:	Benefits:	Cash Bonus	Other	Total Annual	LTI Payment	Total Including LTI
2011	10,101,010	48,687	6,060,606	0	16,210,303	0	16,210,303
2012	10,638,298	53,266	6,255,319	0	16,946,883	0	16,946,883

Executive Director Remuneration - ZAR:

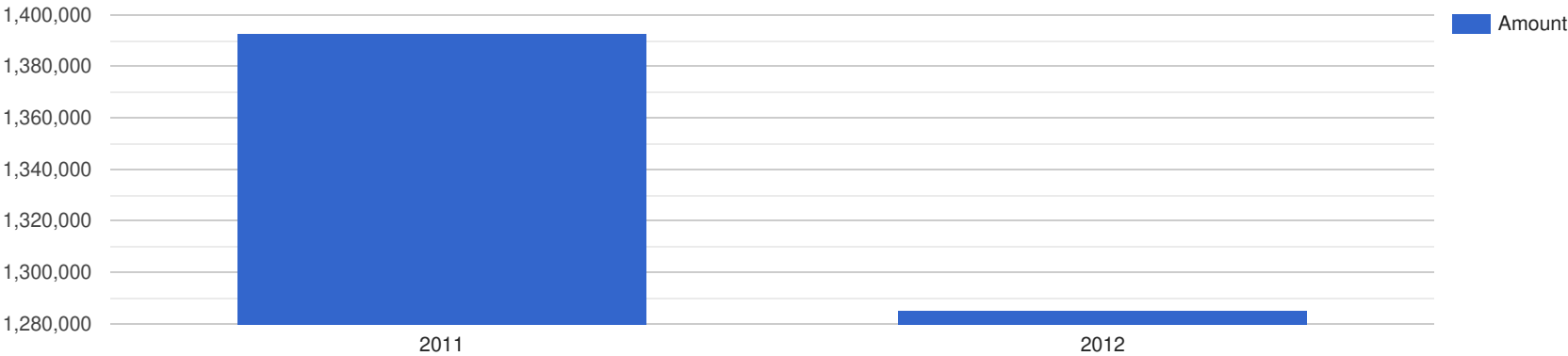
Financial Year:	No. of EDs:	Total Salary:	Total Annual Remuneration	Average Salary	Average Remuneration
2011	1	10,101,010	16,210,303	10,101,010	16,210,303
2012	1	10,638,298	16,946,883	10,638,298	16,946,883

Company Directors Fee Changes

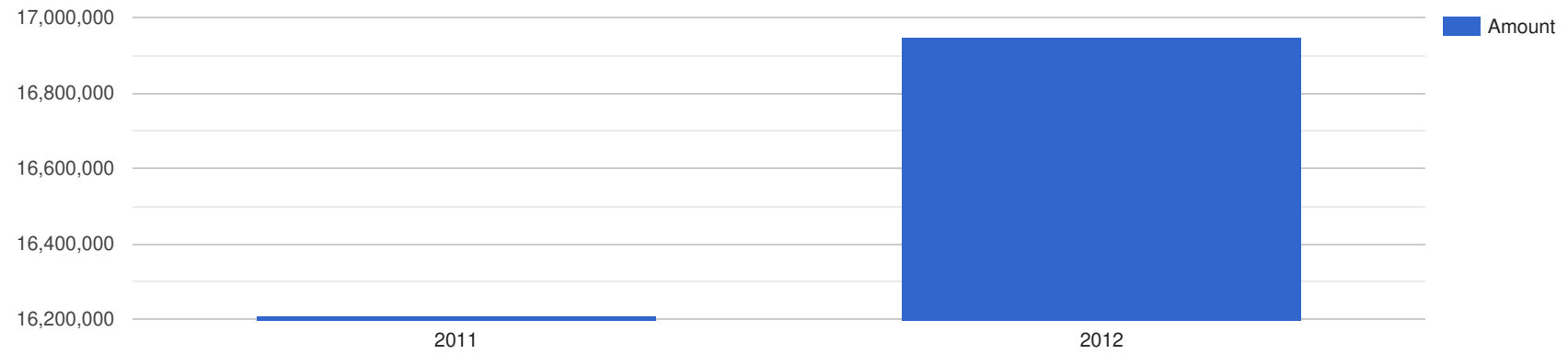
CEO Salary - ZAR



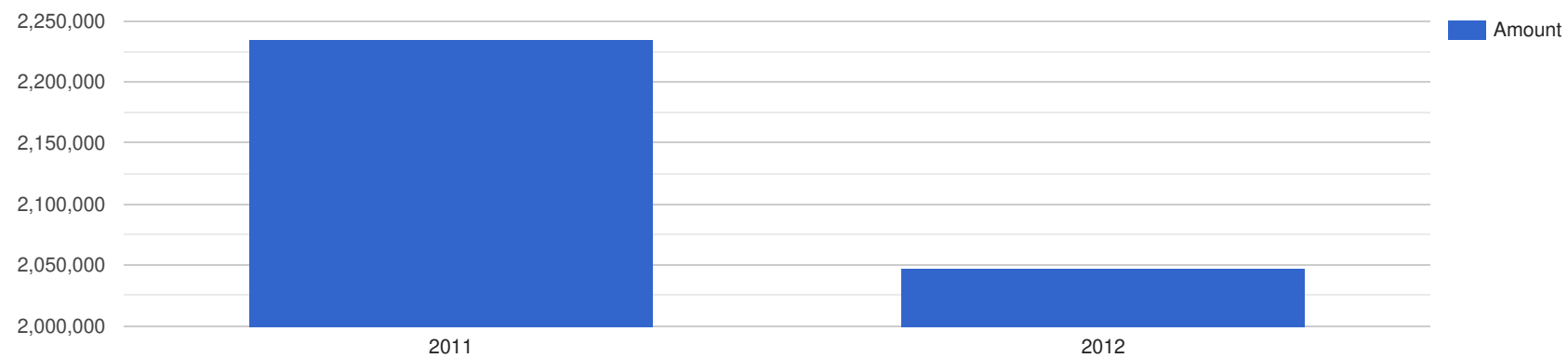
CEO Salary - USD



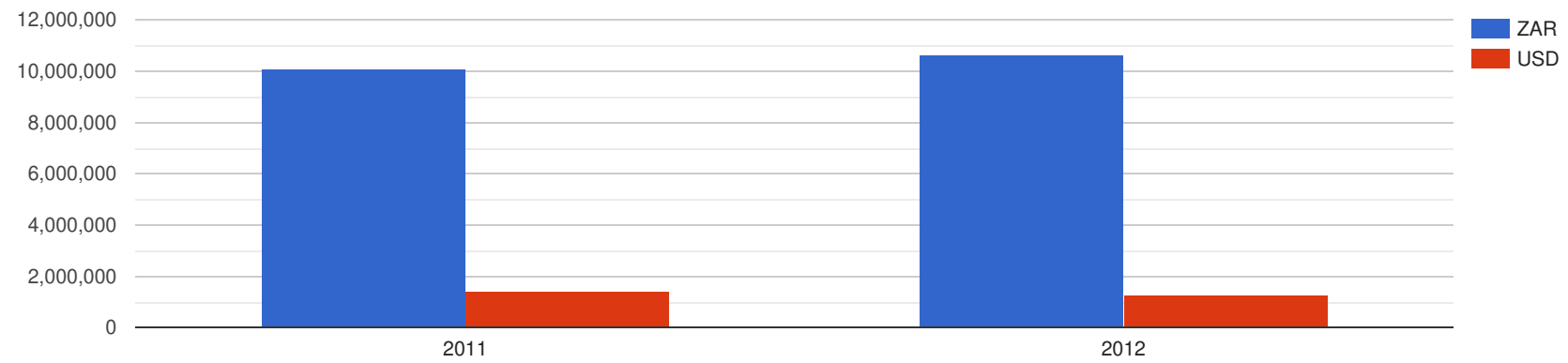
CEO Remuneration - ZAR



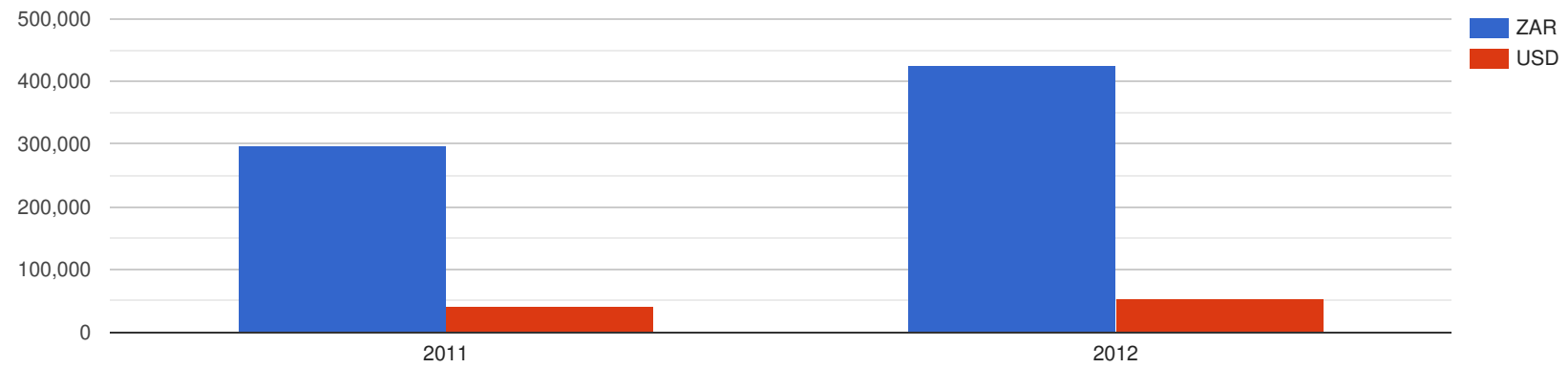
CEO Remuneration - USD



Average Executive Director Salary



Average Non-Executive Director



Company Employees Report

Total Employee Count:

Year End:	No. Employees:	No. Contractors	Total Workforce
2011	0	0	151804
2012	0	0	154730

Countries of Operation:

Country of Operation:	Is This the Home Country?	Is There a Recognition Agreement?	Country notes
Sénégal	No	No	Senegal: Due to a very grave crisis in the Senegalese energy sector, EDF has therefore been working since 2010 under a cooperation agreement signed on December 17, 2010 on renovating Senelec's generation fleet and helping Senegal to define and implement an electricity demand management policy. Concerning the programme "Access to Energy", EDF has a 70% holding in the company ERA operating the rural electrification concession of Kafrine Tambacounda Kédougou, which must start its activity at the beginning of 2012 (objective: 180,000 people within 3 years).
South Africa	No	No	South Africa The South African Government plans to double the country's installed power generation capacity (from 44 GW to 89 GW) by 2030, with a significant portion of the increase coming from nuclear power. At the beginning of 2011, EDF and Eskom signed a memorandum of understanding for the foundation of a training institute dedicated to the operation and maintenance of power generating facilities. The first intake of students is scheduled for early 2012. With regional electrical integration being strategic to the development of southern Africa, EDF is also taking an interest in the region's hydroelectric potential and interconnections.
France	Yes	No	0
Botswana	No	No	EDF is present in Botswana as a partner to the national utility company, BPC. This strategic partnership revolves around the implementation of a rural electrification project (especially photovoltaics) over the entire territory.
Morocco	No	No	EDF Group is present in Morocco in energy generation, energy services and the sale of engineering services and rural electrification. However, the EDF Group intends to participate in new projects in the renewable energy sector, in particular in Morocco, through its subsidiary EDF Energies Nouvelles. On 11 January 2012, EDF and the Moroccan National Electricity Office (ONE) signed a general cooperation agreement concerning nine themes of common interest including hydroelectric, thermal and renewable energy generation.

Total Employee Count:

Country:	Year End:	No. Operations	No. Employees:	No. Contractors:	Total Workforce:	Union(s):	Degree of Unionisation:	Min Wage (Local) Per Month:	Min Wage USD (Per Annum):	Min Wage USD (Per Annum):
South Africa	2012	0	0	0	0	0	0	0	0	No
Botswana	2012	0	0	0	0	0	0	0	0	No
France	2012	0	0	0	0	0	0	0	0	No
Morocco	2012	0	0	0	0	0	0	0	0	No
Sénégal	2012	0	0	0	0	0	0	0	0	No