

# Company Information Report

## Contact Details

Home Country:	Postal Address:	Postal Address:	City:	Area code:	Head Office Telephone:	Email:	Website:	Company Registration Date::	Latest Annual Report:	Recording Currency:
South Africa	De Beers Societe Anonyme	BP591, L-2014	Luxembourg 0		+352 (0)264 8711	0	http://www.debeersgroup.com 0		2012/12/31	USD

## GUF Information

GUF in this sector:	Signed an IFA:	IFA signing Date:
IndustriALL	No	0

## Sector Information

Sector:	Stock Exchange Listings:	Major Competitors:
Mining 0		ALROSA (market share above 20%) include Rio Tinto, BHP Billiton and Aber, each of which holds a market share of below 10%.

## Five Major Shareholders

85%	AngloAmerican
15%	Government of the Republic of Botswana
0%	
0%	
0%	

## Company Performance Report

---

### Company Performance in US Dollars - USD

Year End:	Revenue:	Profit Before Tax:	Assets:	Liabilities:
2008	6,888,000,000	945,756,953	7,093,000,000	4,465,000,000
2009	3,840,000,000	93,000,000	6,936,000,000	4,764,000,000
2010	6,213,046,234	912,346,248	7,344,228,720	3,725,501,944
2011	7,378,000,000	1,275,000,000	6,713,000,000	2,624,000,000
2012	6,074,000,000	815,000,000	0	0

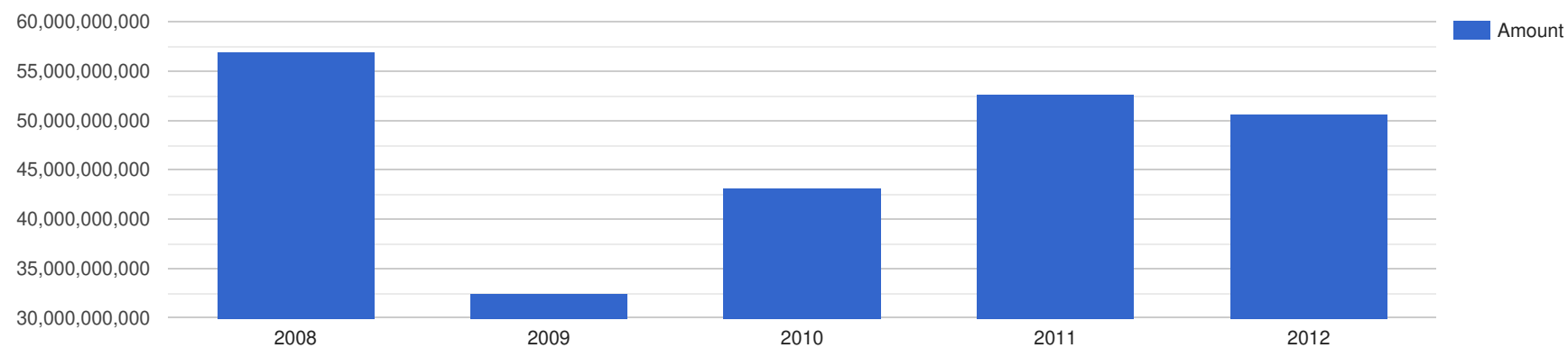
**Company Performance in South African Rand - ZAR**

Year End:	Revenue:	Profit Before Tax:	Assets:	Liabilities:
2008	56,963,760,000	7,821,410,000	58,659,110,000	36,925,550,000
2009	32,409,600,000	784,920,000	58,539,840,000	40,208,160,000
2010	43,137,180,000	6,334,420,000	50,990,980,000	25,866,160,000
2011	52,700,000,000	9,107,142,857	47,950,000,000	18,742,857,143
2012	50,616,666,667	6,791,666,667	0	0

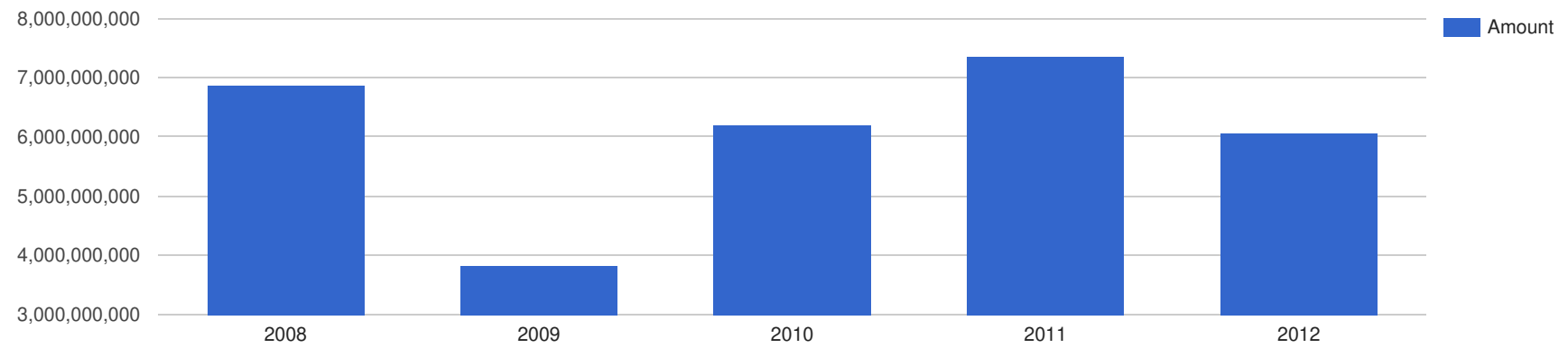
## Company Performance Changes Report

---

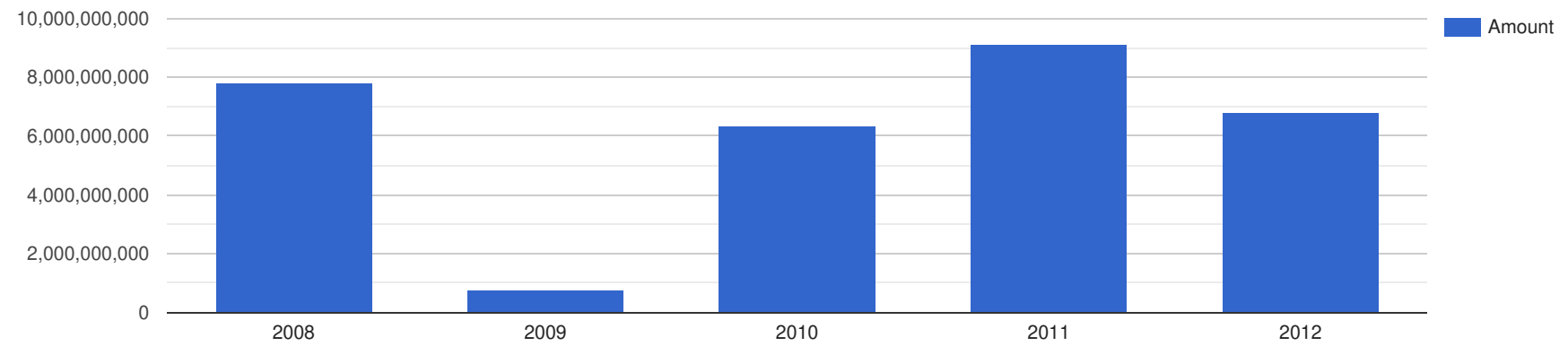
### Company Revenue - ZAR



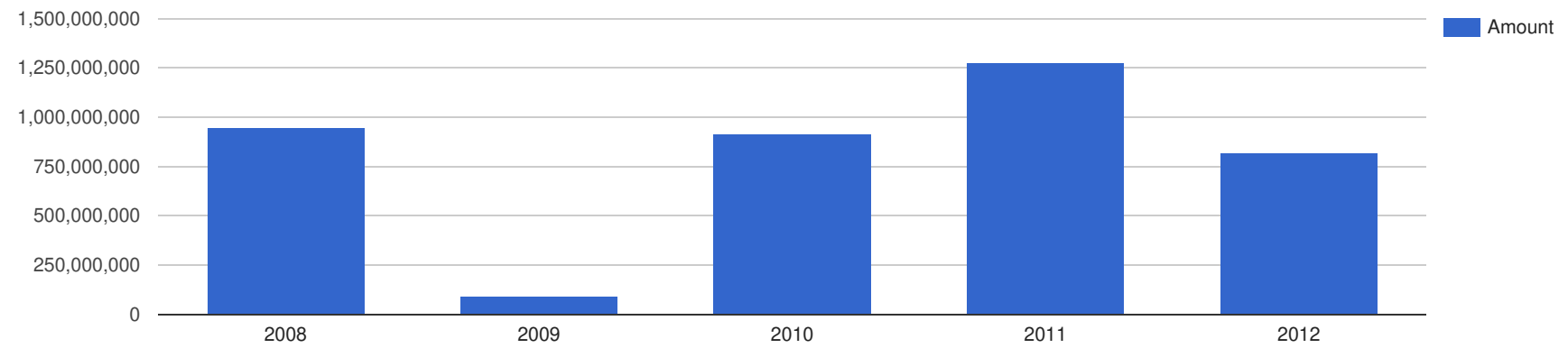
Company Revenue - USD



**Company Profit Before Tax - ZAR**



**Company Profit Before Tax - USD**



## Company Directors Report

---

### CEO Biography - USD:

Year End:	Director Surname:	Director Name:	Director Gender:	Full Year on Board?:	Full year in position?:
2008	Penny	Gareth	Male	Yes	Yes
2009	Penny	Gareth	Male	Yes	Yes
2010	Penny	Gareth	Male	No	No
2010	Brown	Stuart	Male	Yes	No
2010	Cleaver	Bruce	Male	Yes	No



**CEO Remuneration - USD:**

Financial Year:	Salary:	Benefits:	Cash Bonus	Other:	Total Annual:	LTI Payment:	Total Including LTI:
2008	0	0	0	0	0	0	0
2009	0	0	0	0	0	0	0
2010	0	0	0	0	0	0	0

**Executive Director Remuneration - USD:**

Financial Year:	No. of EDs:	Total Salary:	Cash Bonus	Other:	Total Annual:
2008	5	0	0	0	0
2009	5	0	0	0	0
2010	5	0	0	0	0
2011	4	0	0	0	0

**Non-Executive Director Remuneration - USD:**

Financial Year:	No. of NEDs:	Total Fees:	Average Fees
2008	7	0	0
2009	8	0	0
2010	9	0	0
2011	9	0	0

**CEO Remuneration - ZAR:**

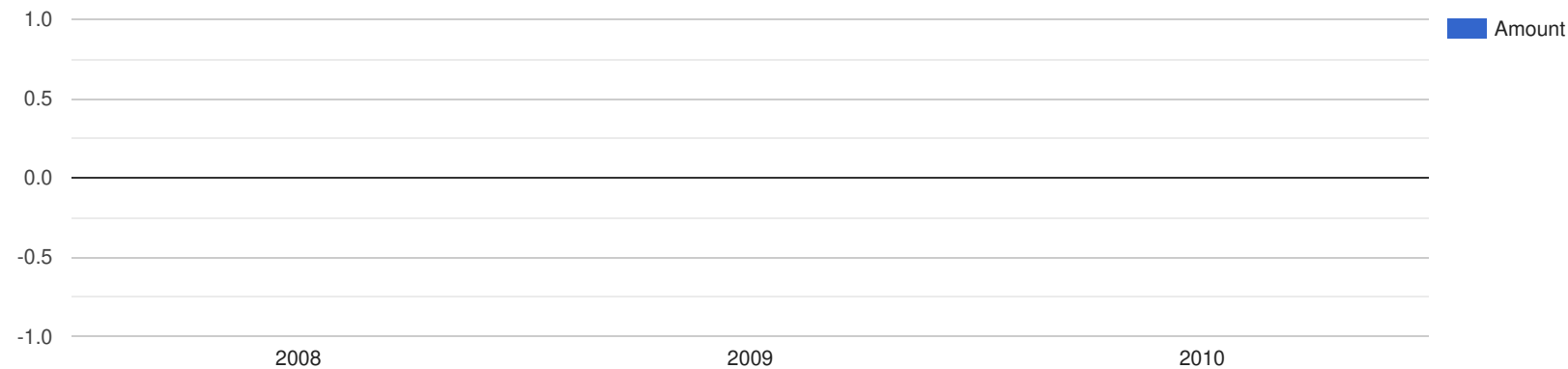
Financial Year:	Salary:	Benefits:	Cash Bonus	Other	Total Annual	LTI Payment	Total Including LTI
2008	0	0	0	0	0	0	0
2009	0	0	0	0	0	0	0
2010	0	0	0	0	0	0	0

**Executive Director Remuneration - ZAR:**

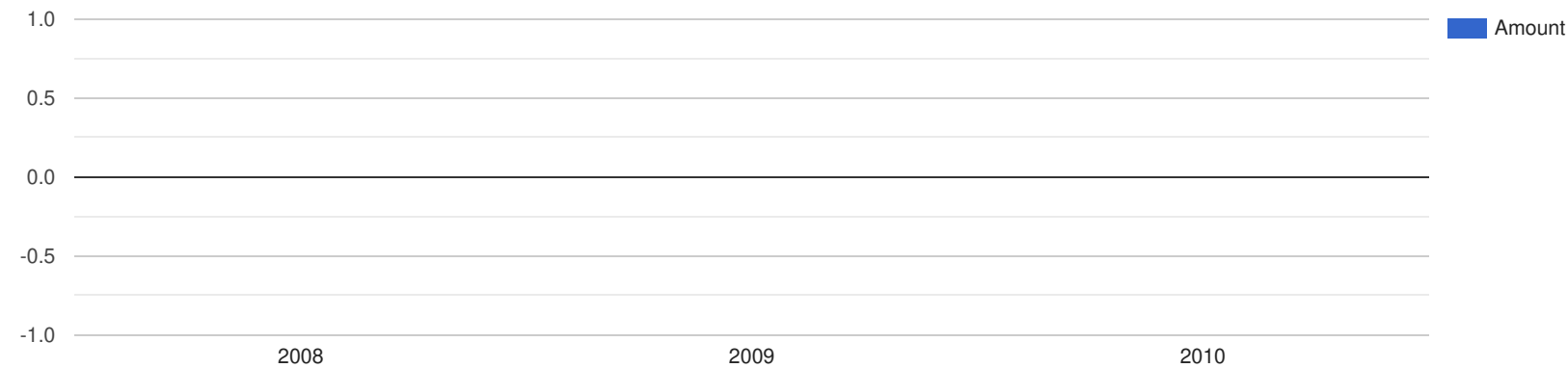
Financial Year:	No. of EDs:	Total Salary:	Total Annual Remuneration	Average Salary	Average Remuneration
2008	5	0	0	0	0
2009	5	0	0	0	0
2010	5	0	0	0	0
2011	4	0	0	0	0

# Company Directors Fee Changes

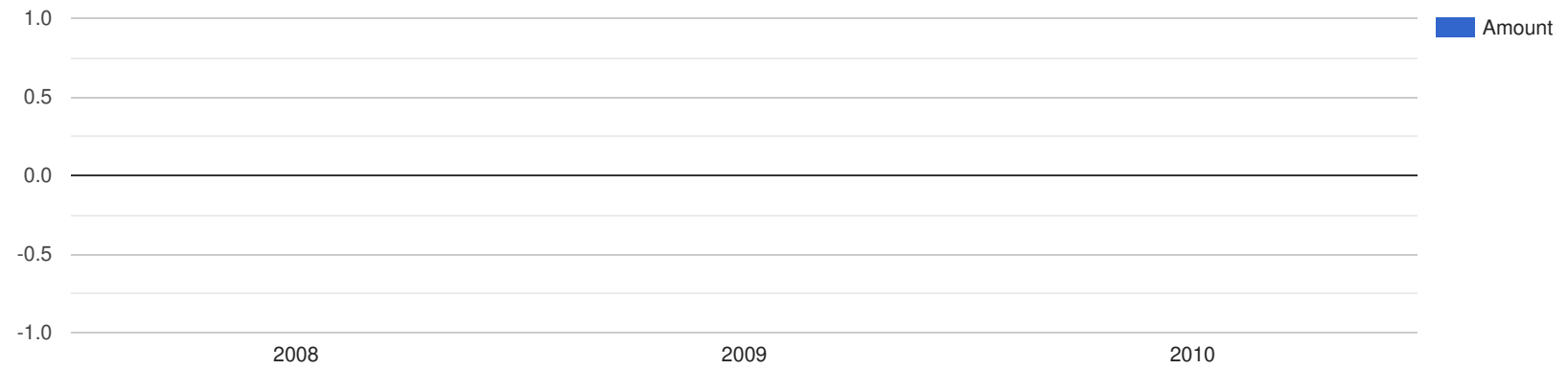
CEO Salary - ZAR



CEO Salary - USD

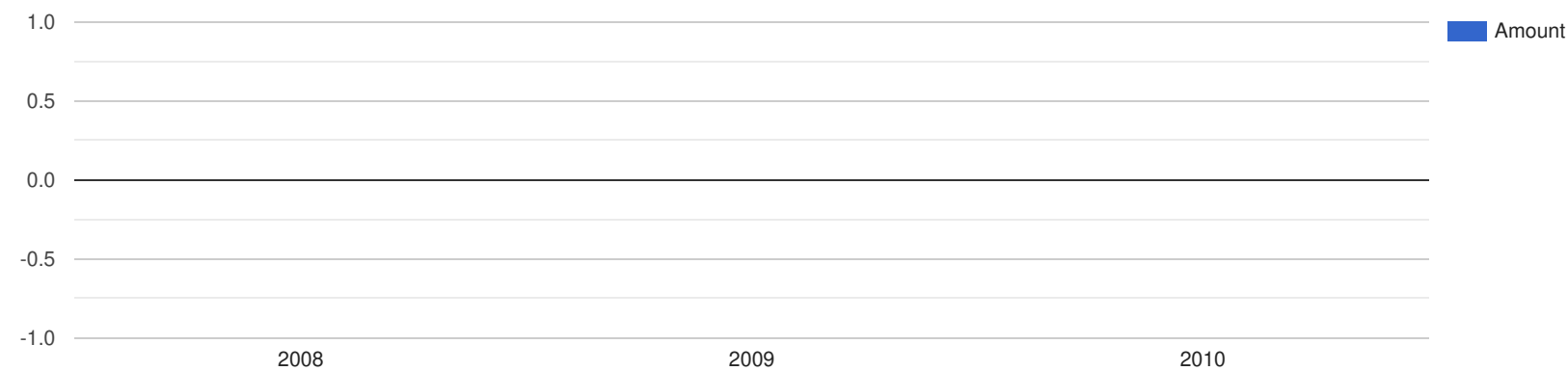


CEO Remuneration - ZAR

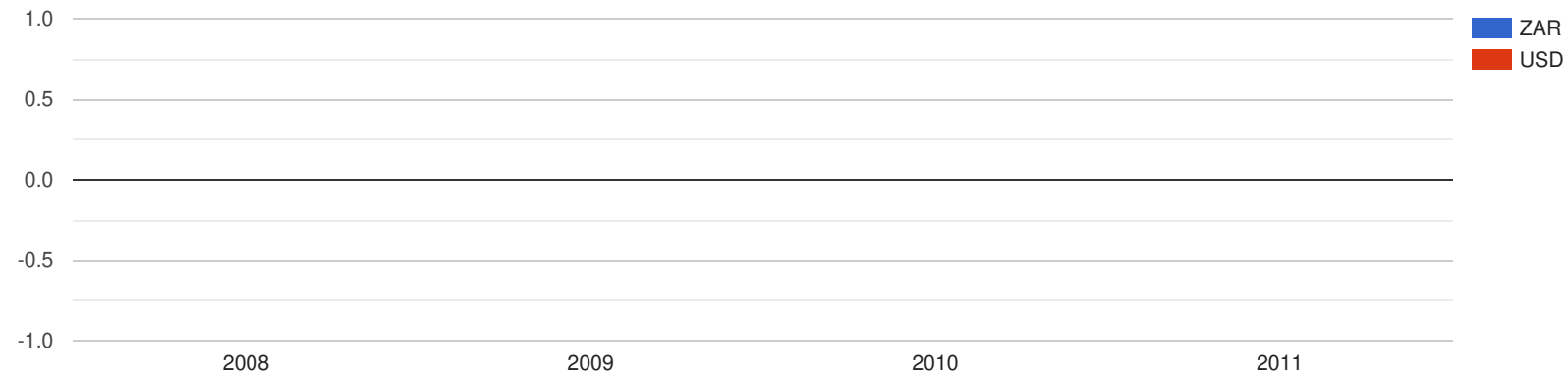




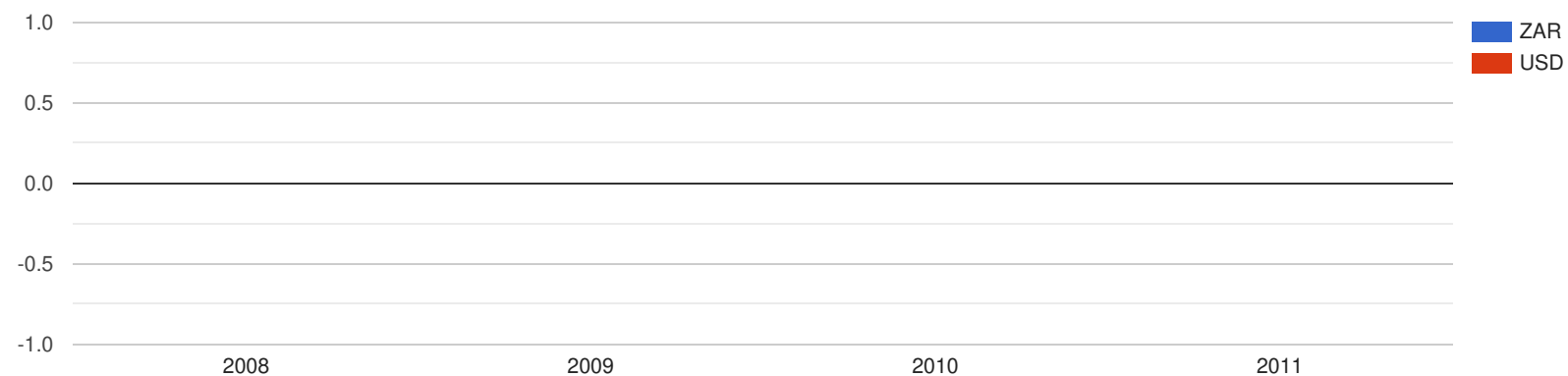
CEO Remuneration - USD



Average Executive Director Salary



**Average Non-Executive Director**



## Company Employees Report

---

### Total Employee Count:

Year End:	No. Employees:	No. Contractors	Total Workforce
2008	0	0	17222
2009	0	0	13320
2010	0	0	0
2011	0	0	12124
2012	0	0	0

**Countries of Operation:**

Country of Operation:	Is This the Home Country?	Is There a Recognition Agreement?	Country notes
Botswana	No	No	Debswana is a 50/50 private-public partnership between De Beers and the Government of the Republic of Botswana. Damtshaa, Jwaneng, Letlhakane, Oraapa. About 12,000 (92.3%) of these employees were based at our exploration, mining and support functions in Africa.
South Africa	Yes	No	De Beers Consolidated Mines: 74/26 BEE Partner Ponahalo Holdings, established 1888); Venetia, Voorspoed, Namaqualand, Finsch, Kimberley, South African Sea Areas. About 12,000 (92.3%) of these employees were based at our exploration, mining and support functions in Africa.
Namibia	No	No	Namdeb - 50% de Beers, 50% Namibian Government. Alluvial contractors, Elizabeth Bay, Mining Area1, Orange River, Atlantic 1. About 12,000 (92.3%) of these employees were based at our exploration, mining and support functions in Africa.
Canada	No	No	OUT OF AFRICA: Snap Lake (underground) and Victoria (open pit) , Established 1998.

**Total Employee Count:**

Country:	Year End:	No. Operations	No. Employees:	No. Contractors:	Total Workforce:	Union(s):	Degree of Unionisation:	Min Wage (Local) Per Month:	Min Wage USD (Per Annum):	Min Wage USD (Per Annum):
South Africa	2012	0	0	0	0	NUM	0	0	0	No
Botswana	2012	0	0	0	0	0	0	0	0	No
Canada	2012	0	0	0	0	0	0	0	0	No
Namibia	2012	0	0	0	0	MUN	0	0	0	No